

| Form-15 (COAL) | | | MATL=> | | | | | |
|--|---|-----------|----------------|----------------|-----------------|----------------|----------------|---|
| Details / Information To Be Submitted In Respect of Fuel For Computation of Energy Charges | | | M1149100657 | M1149100658 | M1149100648 | M1149100620 | M1149100666 | |
| Name of the Petitioner :- Meja Urja Nigam Private Limited | | | Normative loss | Normative loss | Normative loss | Normative loss | Normative loss | |
| Name of the Generating Station :- MUNPL (Unit # 1 & 2) | | | 0.80% | 0.80% | 0.80% | 0.80% | 0.20% | |
| Month :- | | | MONTH:-> | Apr-25 | PROVISIONAL | | | |
| | | | DOMESTIC COAL | | | | IMPORTED COAL | |
| S.No. | Particulars | Unit | COAL (CCL-FSA) | COAL (NCL) | COAL (BCCL-SAC) | COAL(NTPC M) | COAL_IMPORTED | |
| 1 | Opening Stock of Coal | (MT) | 2,64,909.358 | 83,584.109 | 57,864.425 | 83.820 | - | |
| 2 | Value of Opening Stock | (Rs.) | 1,22,16,98,381 | 25,57,10,536 | 38,86,22,686 | 3,41,808 | - | |
| 3 | Quantity of Coal/lignite supplied by Coal/lignite Company | (MT) | 1,35,629.770 | 67,520.300 | 55,832.200 | - | - | |
| 4 | Adjustment (-) in quantity supplied by Coal/Lignite Company | (MT) | - | - | - | - | - | |
| 5 | Coal Supplied by Coal /Lignite Company (3-4) | (MT) | 1,35,629.770 | 67,520.300 | 55,832.200 | - | - | |
| 6 | Normative transit & Handling losses (for Coal / Lignite based projects) | (MT) | 1,085.038 | 540.162 | 446.658 | - | - | |
| 7 | Net Coal / Lignite supplied (5-6) | (MT) | 1,34,544.732 | 66,980.138 | 55,385.542 | - | - | |
| 8 | Amount Charged by the Coal/Lignite Company | (Rs.) | 40,02,17,868 | 14,68,70,152 | 24,30,00,848 | - | - | |
| 9 | Adjustment (+/-) in amount charged by Coal/Lignite Company | (Rs.) | - | - | - | - | - | |
| 10 | Handling, Sampling & Such other similar charges | (Rs.) | 53,80,978 | 26,78,802 | 22,15,088 | - | - | |
| 11 | Total Amount Charged (8+9+10) | (Rs.) | 40,55,98,846 | 14,95,48,954 | 24,52,15,936 | - | - | |
| 12 | Transportation charges by Rail/Ship/Road Transport | (Rs.) | 18,17,06,395 | 5,81,64,373 | 7,74,40,763 | - | - | |
| 13 | Adjustment (+/-) in amount charged by Rail/Ship/Road Company | (Rs.) | - | - | - | - | - | |
| 14 | Demurrage charges , if any | (Rs.) | - | - | - | - | - | |
| 15 | Cost of diesel in transporting coal through MGR system if applicable | (Rs.) | 5,39,408 | 2,68,528 | 2,22,045 | - | - | |
| 16 | Total Transportation Charges (12+13+14+15) | (Rs.) | 18,22,45,803 | 5,84,32,901 | 7,76,62,808 | - | - | |
| 17 | Total amount charged for Coal/Lignite supplied including transportation (11+16) | (Rs.) | 58,78,44,649 | 20,79,81,855 | 32,28,78,744 | - | - | |
| 18 | Landed cost of coal/Lignite (2+17) / (1+7) | Rs./MT | 4,530.04 | 3,079.70 | 6,282.58 | 4,077.88 | - | |
| 19 | Blending Ratio (Domestic / Imported) | | 0.6076 | 0.3138 | 0.0783 | 0.0003 | - | |
| 20 | Weighted Average Cost of Coal/Lignite For the month | Rs./MT | 4,212.01 | | | | - | - |
| 21 | GCV of Domestic Coal (DIVERTED) of the opening coal stock as per bill of Coal Company, EQ Basis | (kcal/kg) | - | - | - | - | - | |
| 22 | GCV of Domestic Coal (Diverted) supplied as per bill of Coal Company, EQ Basis | (kcal/kg) | - | - | - | - | - | |
| 23 | GCV of FSA Coal of the opening stock as per bill Coal Company, AD Basis | (kcal/kg) | - | - | - | - | - | |
| 24 | GCV of FSA Coal supplied as per bill Coal Company , AD Basis | (kcal/kg) | - | - | - | - | - | |
| 25 | Weighted average GCV of coal/ Lignite as Billed | (kcaUkg) | - | - | - | - | - | |
| 26 | GCV of Domestic Coal (Diverted)/FSA/NCL of the opening stock as received at Station, TM Basis | (kcal/kg) | 3,479 | 3,325 | 3,511 | 3,833 | - | |
| 27 | GCV of Coal | (kcal/kg) | 3,521 | 3,550 | 3,144 | - | - | |
| 28 | GCV of FSA Coal of opening stock as received at Station , TM Basis | (kcal/kg) | - | - | - | - | - | |
| 29 | GCV of FSA Coal of supplied as received at Station, TM Basis | (kcal/kg) | - | - | - | - | - | |
| 30 | Weighted average GCV of coal/ Lignite as Received | (kcal/kg) | 3459 | | | | - | - |

Prepared By :-ASIT RANJAN
MANAGER (F&A)

[Signature]
AGM(FM)
Anand Shastri






[Signature]
HOD (EEMG)
VCGowami

[Signature]
HOD (O&M)
Narshikha

[Signature]
CFO(MUNPL)

[Signature]
CEO (MUNPL)

P.T.O.

| FORM-15A (OIL) | | | MONTH | |
|--|--|----------|--|---|
| Details of information submitted in respect of fuel for computation of | | | Apr-25 | PROVISIONAL |
| Station:-Meja Urja Nigam Pvt Ltd (MUNPL) | | | LDO | LSHS |
| | | | M1149200900 | M1149201410 |
| S.No. | Particulars | Unit | | |
| 1 | Opening Stock of Secondary Fuel | KL | 2,384.885 | 1,913.102 |
| 2 | Value of Opening Stock | Rs | 17,99,80,352 | 8,67,72,243.500 |
| 3 | Quantity of Secondary Fuel/ supplied by Secondary Fuel/Company | KL | - | - |
| 4 | Adjustment (-) in quantity supplied by Secondary Fuel/ Company | KL | | |
| 5 | Secondary Fuel/ supplied by Secondary Fuel/Company (3-4) | KL | - | - |
| 6 | Normative transit & Handling losses (for Secondary Fuel / based projects) | KL | | |
| 7 | Net Secondary Fuel / supplied (5 - 6) | KL | - | - |
| 8 | Amount charged by the Secondary Fuel / Company | Rs. | - | - |
| 9 | Adjustment (+ / -) in amount charged by Secondary Fuel / Company | Rs. | - | - |
| 10 | Handling Sampling & Such other charges | Rs. | | |
| 11 | Total Amount charged (8 +9+10) | Rs. | - | - |
| 12 | Transportation charges by Rail / Ship / Road Transport | Rs. | | |
| 13 | Adjustment (+/-) in amount charged by railways/ship / Road company | Rs. | | |
| 14 | Demurrage charges, if any | Rs. | | |
| 15 | Cost of diesel in transporting Secondary Fuel through MGR system, if applicable | Rs. | | |
| 16 | Total transportation charges (12 - 13 + 14 +15) | Rs. | - | - |
| 17 | Total amount charged for Secondary Fuel Secondary Fuel / supplied including transportation (11+16) | Rs. | - | - |
| 18 | Landed Cost of Secondary Fuel (2+17)/(1+7) | Rs / KL | 75,467.10 | 45,356.83 |
| 19 | Blended Ratio | | 1.0000 | - |
| 20 | Weighted Average Cost of Secondary Fuel / For Month | Rs / KL | 75,467 | |
| 21 | GCV of Domestic Secondary Fuel of the opening Secondary Fuel stock as per bill of Secondary Fuel Company | (kcal/L) | | |
| 22 | GCV of Domestic Secondary Fuel supplied as per bill of Secondary Fuel Company | (kcal/L) | | |
| 23 | GCV of Imported Secondary Fuel of the opening stock as per bill of Secondary Fuel Company | (kcal/L) | | |
| 24 | GCV of Imported Secondary Fuel supplied as per bill of Secondary Fuel Company | (kcal/L) | | |
| 25 | Weighted Average GCV of Secondary Fuel / as Billed | (kcal/L) | | |
| 26 | GCV of Domestic Secondary Fuel of the opening stock as received at station | (kcal/L) | | |
| 27 | GCV of Domestic Secondary Fuel supplied as received at station | (kcal/L) | | |
| 28 | GCV of Imported Secondary Fuel of the opening stock as received at station | (kcal/L) | | |
| 29 | GCV of Imported Secondary Fuel supplied as received at station | (kcal/L) | | |
| 30 | Weighted Average GCV of Secondary Fuel / as received | (kcal/L) | 9,300 | |
| Prepared By :- ASIT RANJAN MANAGER (F&A) | | | | |
|    | | |  CFO(MUNPL) |  CEO(MUNPL) |